

Removable Media

- DVD+R/RW
383975-B21
- CD-RW/DVD
331903-B21
- DVD-ROM
264007-B21
- Floppy Disk
364507-B21

Memory

- 3C2-3200 400MHz
DDR-II SDRAM
- 1GB (x2)12MB
RAM 343055-B21
- 2GB (2x1GB) RAM
343056-B21
- 4GB (2x2GB Single)
RAM 343057-B21
- 4GB (2GB Dual)
RAM 375004-B21

Hard Drives

- 36GB 15K U320 Disk
286776-B22
- 72GB 15K U320 Disk
286778-B22
- 146GB 15K U320
Disk 347708-B22
- 72GB 10K U320 Disk
286714-B22
- 146GB 10K U320
Disk 286716-B22
- 300GB 10K U320
Disk 350964-B22

Networking

- NC7771 1000TX Gig
290563-B21
- NC7170 Dual 1000TX
131881-B21
- NC1020 Cu Gig PCI
363373-B21
- HP NC320T PCI-E Gig
367047-B21
- HP NC310F PCI-X Gig
368169-B21
- HP NC150T 4-Port Gig
367132-B21

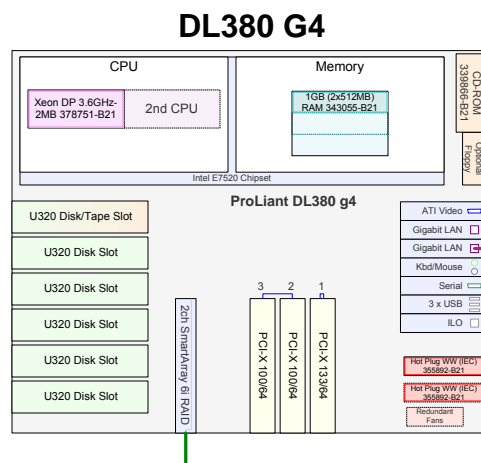
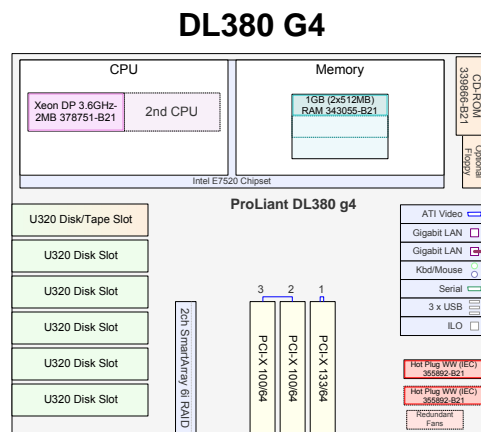
SCSI Cards

- SmartArray 642
291067-B21

DL380 G4 Packaged Cluster Models


Part Number	Description
381367-xx1	2xDL380 G2 X3.6GHz, 1024MB, 1P, CD 1xMSA500,1 Smart Array Storage Controller 8U configuration fixture.
381369-xx1	2xDL380 G2 X3.6GHz, 1024MB, 1P, CD 1xMSA500,1 Smart Array Storage Controller Rack 14U (NA and EMEA only).

Country Code Key	
-00	US
-29	Japan
-37	APD
-42	EURO



The diagram shows the msa 500 SCSI controller card with two PS2 drives connected. The card has a 50-pin SCSI connector with pins 14-15 labeled A and B for SCSI inputs. It also features a PS2 connector with pins 1 and 2. Two PS2 drives are connected to the PS2 connector. The card is labeled 'msa 500 Controller' and 'msa 128MB Cache'. The SCSI inputs are labeled 'U SCSI Disk Slot' for each of the 15 slots. The PS2 connector is labeled 'PS 2' and 'PS 1'.

The diagram illustrates the MSA500 Controller architecture. On the left, a vertical stack of six hard drives is shown, each with a capacity of 72GB or 146GB, a 10k U320 interface, and a Disk 286716-B22 or 347708-B21. These drives are connected to the MSA500 Controller, which is a large rectangular unit. Inside the controller, there is an 'msa 128MB Cache' and the 'msa 500 Controller' logic. To the right of the controller is a '4-port SCSI Module' with four ports labeled A, B, C, and D. Port A is connected to the controller. Below the controller, there is an 'MSA Cache' section containing two smaller cache units: 'msa 256MB Cache' and 'msa 128MB Cache'.



This Visual Solution Document is deemed to be valid and accurate as of the date shown below.

The information contained herein is subject to change without notice and is provided "as is" without warranty of any kind. Please consult the Product QuickSpecs Documents on www.hp.com for any updates to the product information contained herein after the date shown below.



i n v e n

Build with the latest Logical shapes from the Visio Café - Download the latest HP Intel Stencils to get the shapes used above to create your own customized Visual Solution Documents

description:		author:	date:	page:
VISUAL SOLUTION DOCUMENT	Visual Solution Document For DL380 G4 Packaged Cluster with MSA500 G2	VisioCafe.com	Mar 27, 2006	1 of 1